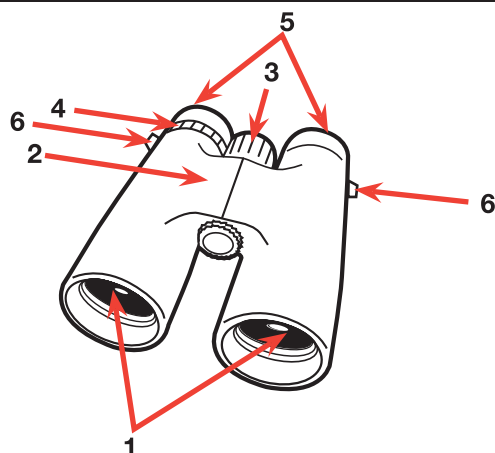


Binoculars Owner's Manual

Parts

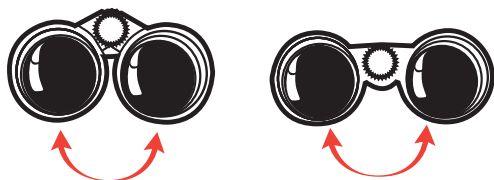


1. Objectives
2. Bridge
3. Main focus
4. Diopter adjustment
5. Eye cups
6. Strap mounting points

Setup

Here are a few features that will help customize your binoculars to your needs:

- 1. Bridge** – Adjust the binoculars until the eye cups are spaced evenly for your eyes. When looking through the binoculars you should see one circle.

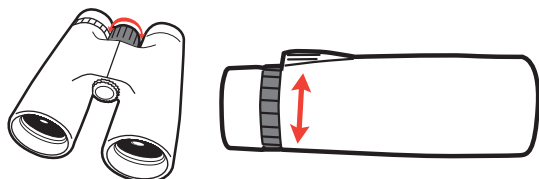


- 2. Eye cups** – To further focus the binoculars the eye cups move in or out; adjusting the distance from your eyes to the internal eye pieces while allowing you to rest the binoculars against your face and have a full clear view of the image. You can also adjust the eye cups completely in for use with glasses so the glasses do not get smudged. When adjusting the eye cups in or out remove the binoculars from your face to rotate the cups

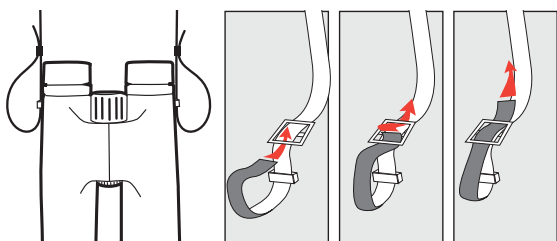


Focusing

- 1.** Binoculars have two methods of focus, the main focus and diopter ring. After you have set up your binoculars select a target to adjust on. Begin by closing your right eye and while looking with your left eye through the binoculars adjusting the main focus until the image is sharp.
- 2.** Now close your left eye and open your right eye. Use the diopter ring adjustment until the image is sharp.
- 3.** Your binoculars are now ready for use. When selecting a new target simply adjust the main focus with both eyes open.



Installing Neck Strap



CENTERPOINT®

LIMITED LIFETIME WARRANTY ON CENTERPOINT BINOCULARS

Your CenterPoint binocular is warranted to be free of defects in materials and workmanship for the lifetime of the original owner. This warranty does not cover damages due to fair wear and tear, failure to provide routine maintenance, and does not include batteries or accessories. This warranty lasts as long as the original purchaser owns the product, and is not transferable. In the event of a defect under this warranty, we will, at our option, repair or replace the product provided our inspection indicates that an original defect exists. CenterPoint reserves the right to replace any product which is no longer available with a product of comparable value and function. If CenterPoint determines the repair is not covered under the warranty guidelines, there could be a charge to you for the repair.

This is a limited warranty and does not cover damages caused by misuse, improper handling or installation or maintenance provided by someone other than a CenterPoint Authorized Service Station. This limited warranty does not include consequential damages, incidental damages, or incidental expenses, including damage to property or any other expense. CenterPoint disclaims any implied warranties. Some states do not allow the exclusion or limitation of incidental or consequential damages, or allow limitations on implied warranties so the above limitations or exclusions may not apply to you. This warranty gives you specific legal rights, and you may also have other rights which vary from state to state and country to country.

WARRANTY CLAIMS/ REPAIR SERVICE

If your binocular needs repair, call CenterPoint Customer Service at **1-866-726-1122** or visit our web site at www.centerpointoptics.com **DO NOT ATTEMPT TO DISASSEMBLE IT!** Any disassembly or modification not performed by an Authorized Service Station will void the warranty.

USA Customers: Please contact CenterPoint before shipping your product. Include with product your name, address, description of problem, phone number and copies of sales receipt and warranty. Package and return to:

**CenterPoint
Crosman Corporation
7629 Rts. 5 & 20
Bloomfield, NY 14469**

CenterPoint will not assume any responsibility for any loss or damage incurred in shipping.

International Customers: Please return product to your nearest distributor. If you do not know your distributor, please call 585-657-6161 and ask for our International Department for assistance. Shipping and handling costs may apply.