


Honestly now...



Have YOU

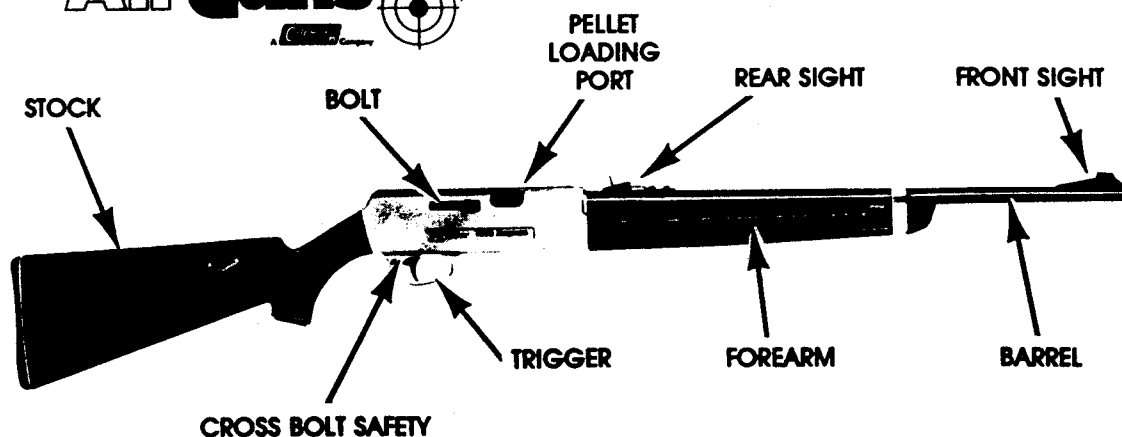
Read These

Instructions?

MODEL 2200 MAGNUM

Crosman
AirGuns

MODEL 2200 MAGNUM



**Read This Owner's Manual
and be a Safe Shooter**

CAUTION

NOT A TOY. ADULT SUPERVISION
REQUIRED. MISUSE OR CARELESS USE MAY CAUSE SERIOUS
INJURY OR DEATH. MAY BE DANGEROUS UP TO 450 YARDS (412
METRES).

READ ALL INSTRUCTIONS BEFORE USING. THIS AIRGUN SHOULD
NOT BE USED BY ANYONE UNDER 8 YEARS OLD.

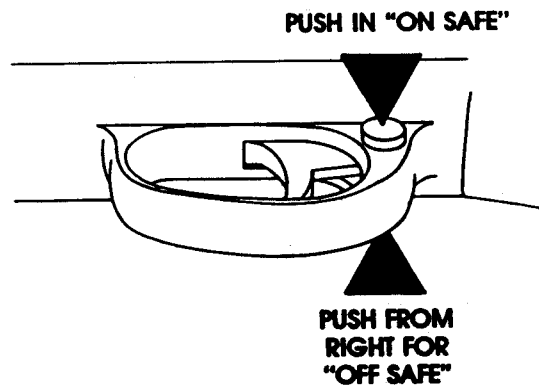
BUYER AND USER HAVE THE DUTY TO OBEY ALL LAWS ABOUT THE
USE AND OWNERSHIP OF THIS AIRGUN.

How to Operate Your Rifle

IMPORTANT STEPS FOR SAFE OPERATION

- STEP 1** How to operate Safety
- STEP 2** How to pump
- STEP 3** How to cock
- STEP 4** How to load
- STEP 5** How to aim and fire

STEP 1 HOW TO OPERATE SAFETY



Push the Cross Bolt Safety from the left side all the way in for "on safe."
Push it all the way in from right side for "off safe."

CAUTION: KEEP THE RIFLE "ON SAFE" UNTIL YOU ARE ACTUALLY READY TO SHOOT. THEN PUSH IT TO "OFF SAFE."

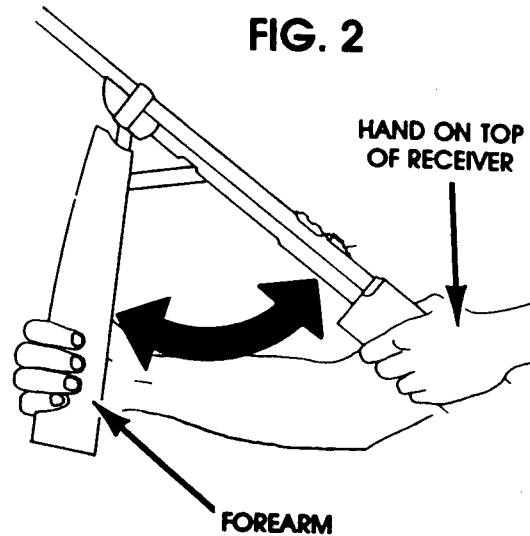
FIG. 1

STEP 2 HOW TO PUMP

Open Forearm all the way until it stops (Fig. 2). Then close it with a smooth stroke. Keep your finger off the Trigger while pumping.

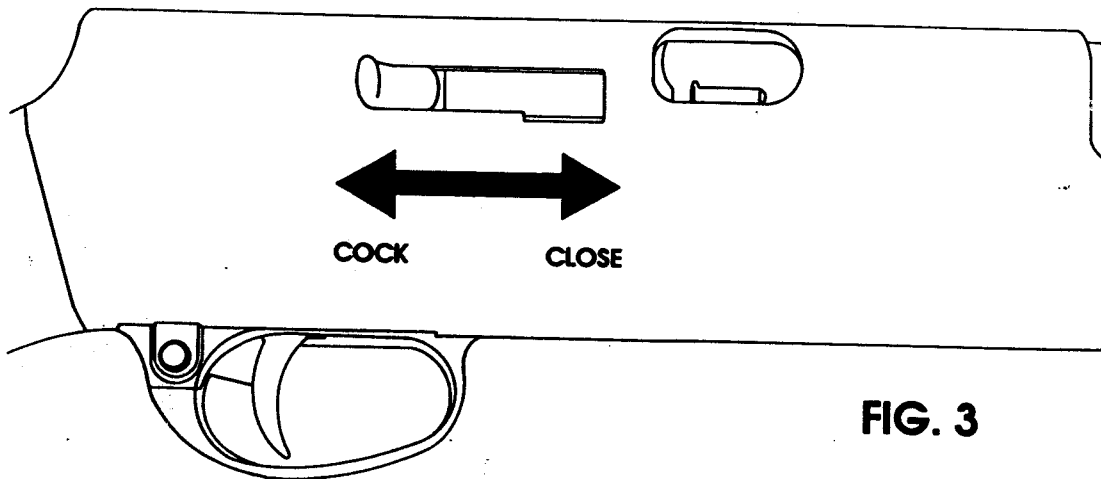
Use at least 2 pumps to avoid jamming barrel with a Pellet. Never use more than 10 pumps. Velocity increase from too much pumping is very minor, but you can damage the pump mechanism.

CAUTION: DON'T PINCH HAND OR FINGERS WHEN THE FOREARM CLOSES.



STEP 3 HOW TO COCK

- A. Pull Bolt all the way back.
- B. Close Bolt all the way.
- C. Trigger will not work with Bolt open.



STEP 4 HOW TO LOAD

- A. Load only pellets in your rifle. Do not shoot darts or other foreign objects.
- B. Pull Bolt all the way back.
- C. Place one pellet, nose forward, in Loading Port.
- D. Close Bolt all the way.

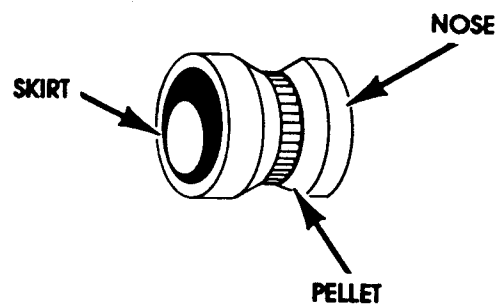
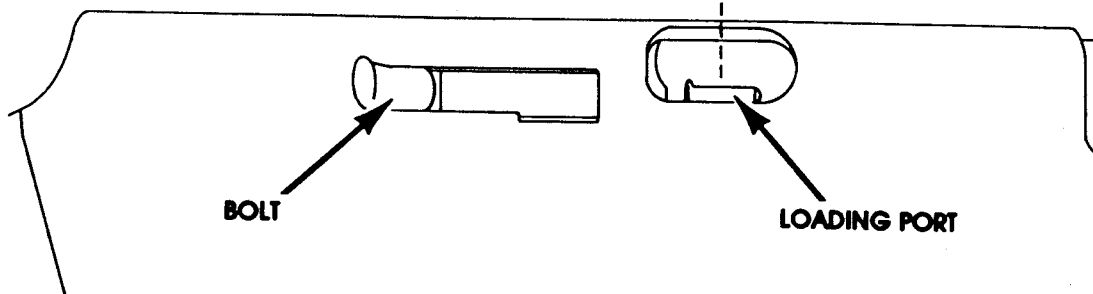


FIG. 4



PLEASE FLIP OVER AND READ ON...

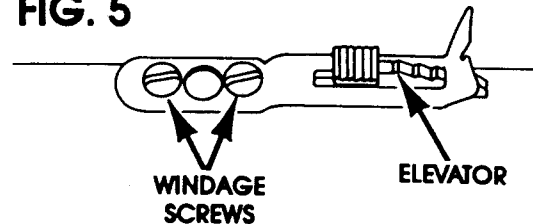
STEP 5 HOW TO AIM AND FIRE

Aim the rifle in a SAFE DIRECTION. When you are sure of your Target and Backstop, and the area around the Target is clear, push Safety to "off safe" and squeeze the Trigger to fire.

Don't shoot at hard surfaces or water. It may bounce off and hurt you or others. Always check to see if the gun is loaded when getting it from another person or from storage. Don't put it away loaded. Backstops wear out, so always check yours before shooting into it. If you drop your gun, check it for proper function before you use it again. If any functions change, like a shorter or weaker trigger pull, this may mean worn or broken parts; don't use it again until you've had it checked by an Authorized Service Station. (A list of Service Stations is in the box with the rifle.)

Move the Rear Sight in the same direction you want the point of impact to move. To adjust left or right loosen Windage Screws. Move Elevator back to raise Sight, forward to lower it.

FIG. 5



THINK! WHAT WILL YOU HIT IF YOU MISS THE TARGET?

IF YOUR RIFLE JAMS

- A. Do not reload.
- B. Put Rifle "on safe," pump 10 times, cock and close Bolt, aim in a SAFE DIRECTION, take "off safe," and fire.
- C. If still jammed (Fig. 6) put "on safe," open Bolt, insert a rod or straightened clothes hanger into Barrel and carefully push jammed Pellet into Loading Port. Don't try to use that Pellet again.

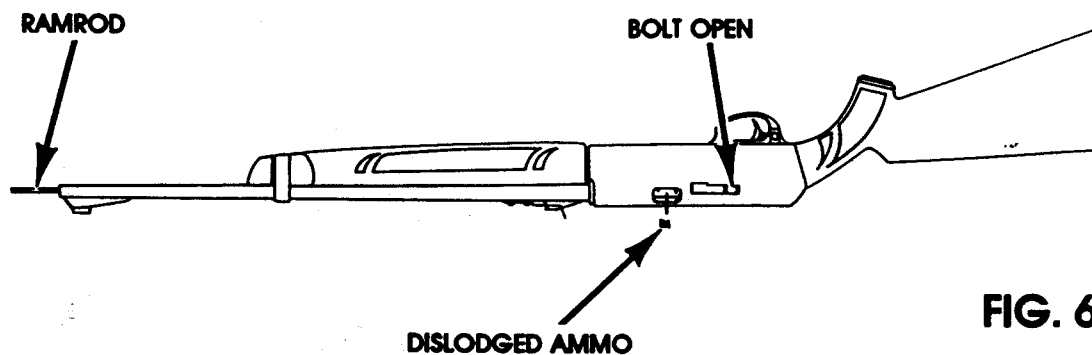


FIG. 6

HOW TO OIL YOUR RIFLE

Your rifle will work best if you oil it EVERY 250 SHOTS. Put 2 or 3 drops of CROSMAN PELLGUNOIL on the pump pivot pins, on the Trigger and Safety mechanisms, and especially on the Oil Retainer in the pump mechanism (Fig. 9).

YOUR RIFLE WILL LAST LONGER AND SHOOT BETTER IF YOU KEEP IT OILED.

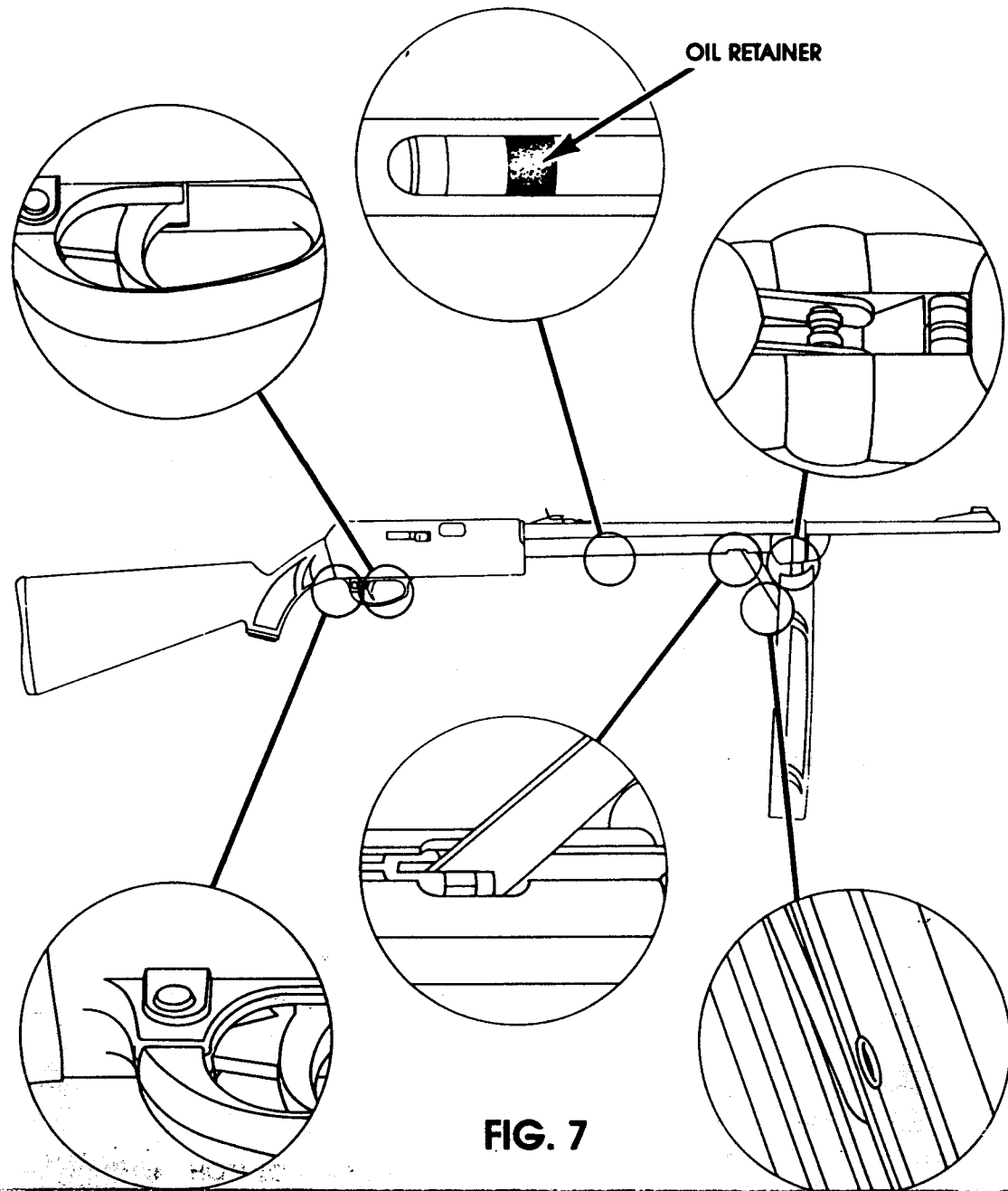


FIG. 7

state.

SPECIFICATIONS

Mechanism	Bolt Action
Caliber	.22
Ammunition	.22 Cal. Crosman Pellets (DO NOT USE DART TYPE AMMUNITION)
Weight	4 lbs. 12 oz. (2.15 kg)
Overall Length	39 $\frac{1}{4}$ in. (1010mm)
Sights: Rear	Fully adjustable
Front	Ramped Blade
Barrel	21 in. (533mm) steel tube, button rifled, 10 lands, right-hand twist, one turn in 16 in. (406mm)
Power Source	Pneumatic Pump action

PERFORMANCE

	Average Muzzle	Projectile
Pumps	Velocity	
3	390 f.p.s.	.22 Pellet
6	510 f.p.s.	.22 Pellet
10	600 f.p.s.	.22 Pellet

REPAIR SERVICE

If your gun needs repair, we recommend you take or send it to your nearest Crosman Authorized Service Center, (list of service centers in box with gun). Your gun requires special tools and fixtures to repair it. If you take it apart, you probably will not be able to reassemble it correctly. Crosman assumes no warranty responsibility in this case.

A SPECIAL CUSTOMER SERVICE

Crosman Authorized Service Center will unjam your gun at no cost during Warranty period.

**BE CAREFUL -
BE A SAFE SHOOTER!**

LIMITED ONE YEAR WARRANTY

This product is warranted to the retail consumer for one year from date of retail purchase against defects in material and workmanship and is transferable. To register the serial number of your gun, please return the Warranty Record Card. The warranty is not conditioned on the return of the card.

WHAT IS COVERED

Replacement parts and labor. Transportation charges to Consumer for repair product.

WHAT IS NOT COVERED

Transportation charges to Crosman for defective product. Damages caused by abuse or failure to perform normal maintenance — see Owner's Manual. Sales outside of the United States. Any other expense. CONSEQUENTIAL DAMAGES, INCIDENTAL DAMAGES, OR INCIDENTAL EXPENSES, INCLUDING DAMAGE TO PROPERTY. SOME STATES DO NOT ALLOW THE EXCLUSION OR LIMITATION OF INCIDENTAL OR CONSEQUENTIAL DAMAGES, SO THE ABOVE LIMITATION OR EXCLUSION MAY NOT APPLY TO YOU.

HOW TO OBTAIN WARRANTY PERFORMANCE

Locate nearest Crosman Service Center on list with Product or in phonebook. In California, call 714/523-0072 if no listing. Attach to Product your name, address, description of problem, phone number and proof of date of retail purchase (sales slip). Package and return Product to Crosman Service Center, transportation charges prepaid.

IMPLIED WARRANTIES

ANY IMPLIED WARRANTIES, INCLUDING THE IMPLIED WARRANTIES OF MERCHANTABILITY AND FITNESS FOR A PARTICULAR PURPOSE, ARE LIMITED IN DURATION TO ONE YEAR FROM DATE OF RETAIL PURCHASE. SOME STATES DO NOT ALLOW LIMITATIONS ON HOW LONG AN IMPLIED WARRANTY LASTS, SO THE ABOVE LIMITATIONS MAY NOT APPLY TO YOU.

To the extent any provision of this warranty is prohibited by federal, state, or municipal law and cannot be preempted, it shall not be applicable. This warranty gives you specific legal rights, and you may also have other rights which vary from state to state.

Printed In U.S.A.

8EO 2200A501