


Crosman Airguns

EXPLODED VIEW, PARTS AND PRICE LIST

Model 760 Phase I (Hammer Drop)

Manufacturing Date July 1977 to July 1980

CROSMAN 760

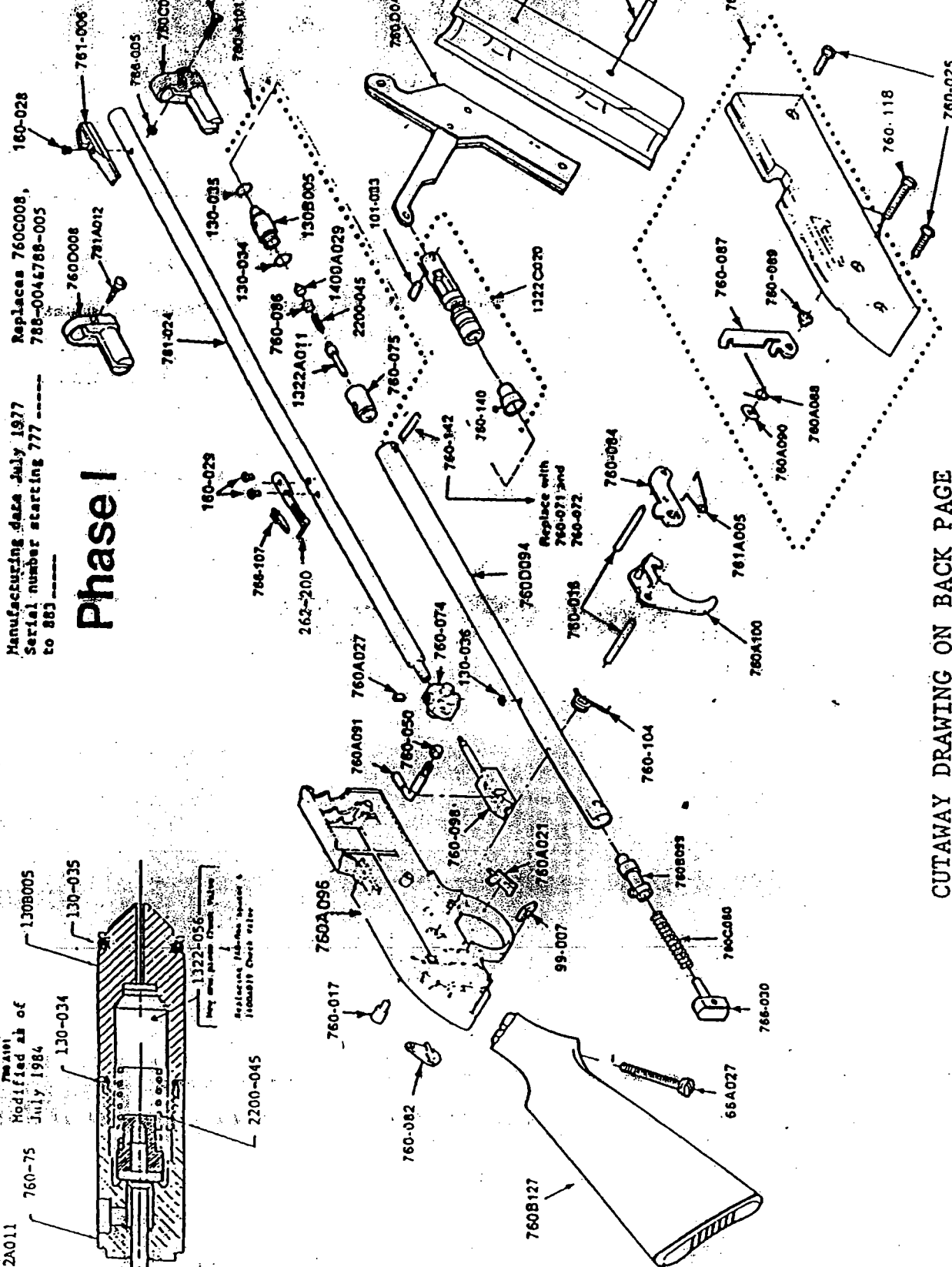
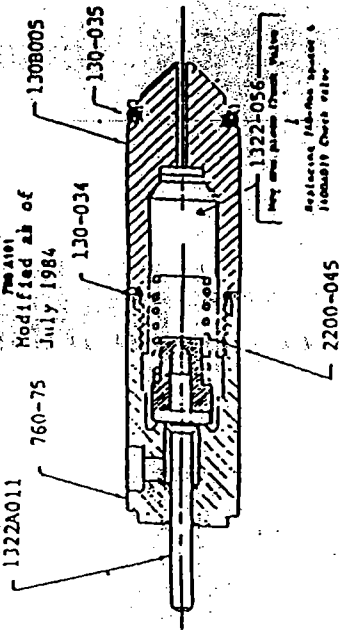


This parts and price list is intended to be an informational guide in ordering Crosman parts. It is not instructional material and we therefore assume no responsibility for those who use same without proper factory training.

CROSMAN CORPORATION
RT 5 & 20
EAST BLOOMFIELD, NY 14443
PHONE: 1-800-724-7486
PARTS ORDER FAX: 716-657-4603
585

Manufacturing date July 1977
 Serial number starting 777 -----
 to 883 -----

Phase I



CUTAWAY DRAWING ON BACK PAGE

SEAL KIT

Breach Gasket	50
Pump Cup	50
Valve Assembly	50
TOTAL	150

- 1-130-036
- 1-760-140
- 1-760A101

MODEL 760
 PHASE I HAMMER DROP
 PARTS AND PRICE LIST
 MANUFACTURED JULY 1977 TO JULY 1980

<u>PART NUMBER</u>	<u>QTY PER</u>	<u>PART NAME</u>	<u>COST</u>	
66A027	1	STOCK BOLT	\$.50	
99-007	1	NUT	\$.50	
101-033	1	PLUNGER GUIDE PIN	\$.50	
130B005	1	CHECK VALVE BODY	\$1.44	
130-034	1	O-RING	\$.50	
130-035	1	O-RING	\$.50	
130-036	1	BREECH GASKET	\$.50	
160-028	1	SCREW	\$.50	
160-029	2	SCREW	\$.50	each
262-200	1	REAR SIGHT	\$.50	
760C008	1	BARREL SUPPORT	*	
760D008	1	BARREL SUPPORT	\$.66	
760F010	1	FOREARM (use 760G010)	*	
760G010	1	FOREARM	\$2.80	
760-016	2	TRIGGER PIVOT PIN	\$.50	each
760-017	1	SAFETY	\$.65	
760A021	1	BB RETAINER	\$.50	
760-025	2	SCREW	\$.50	each
760A027	1	BARREL SUPPORT SCREW	\$.50	
760D043	1	LEVER LINK ASSY	\$3.56	
760-050	1	BOLT KNOB	*	
760-071	1	PIVOT PIN	\$.50	
760-072	1	PIVOT PIN RETAINER	\$.50	
760-074	1	BARREL SUPPORT	\$.53	
760-075	1	VALVE BODY	\$1.26	
760D078	1	HAMMER	\$.50	use with 760E094
760C079	1	HAMMER PIN	\$.50	use with 760E094
760C080	1	HAMMER SPRING	\$.50	
760-082	1	PORT COVER	\$.50	
760-084	1	SEAR	\$.50	
760-086	1	VALVE SPACER (use 1322-056)	*	
760-087	1	INTERLOCK	\$.50	
760A088	1	INTERLOCK SPRING	\$.50	
760-089	1	INTERLOCK BUSHING	*	

PRICES ARE IN U.S. DOLLARS

MODEL 760
 PHASE I HAMMER DROP
 PARTS AND PRICE LIST
 MANUFACTURED JULY 1977 TO JULY 1980

<u>PART NUMBER</u>	<u>QTY PER</u>	<u>PART NAME</u>	<u>COST</u>
760A090	1	INTERLOCK RETAINER	\$.50
760A091	1	BOLT LEVER	\$.50
760D094	1	PUMP TUBE	*
760EO94	1	PUMP TUBE	\$3.50
760A096	1	RECEIVER LH	\$3.74
760-098 N/A	1	BOLT ASSY	*
760B099	1	HAMMER ASSY	\$1.19
760A100	1	TRIGGER ASSY	\$1.04
760A101	1	VALVE ASSY	\$5.50
760A102	1	RECEIVER ASSY RH	\$4.46
760-104	1	TRIGGER RETURN SPRING	\$.50
760A106	2	FOREARM PIN	\$.50
760-118	1	RECEIVER SCREW	\$.50
760B127	1	STOCK ASSY	*
760-140	1	PUMP CUP	\$.50
760-142	1	LEVER PIVOT PIN	\$.50
761A005	1	TRIGGER RETURN SPRING	\$.50
761-006	1	FRONT SIGHT	\$.50
761-024	1	BARREL	\$8.01
766-107	1	ELEVATOR	\$.50
766-030	1	TUBE PLUG	\$.50
781A012	1	BARREL BAND SCREW	\$.50
788-004	1	SCREW	\$.50
788-005	1	BARREL BAND NUT	\$.50
788-022	1	OIL RETAINER	*
1322A011	1	VALVE STEM ASSY	\$.85
1322C020	1	CONNECTING ROD ASSY	\$1.13
1322-056	1	CHECK VALVE	\$.50
1400A029	1	CHECK VALVE	\$.50
2200-045	1	CHECK VALVE SPRING	\$.50

THIS PARTS AND PRICE LIST IS INTENDED TO BE AN INFORMATIONAL GUIDE IN ORDERING CROSMAN PARTS. IT IS NOT INSTRUCTIONAL MATERIAL AN WE THEREFORE ASSUME NO RESPONSIBILITY FOR THOSE WHO USE SAME WITHOUT PROPER FACTORY TRAINING.

PRICES AND PARTS ARE SUBJECT TO CHANGE WITHOUT NOTICE

PLEASE ORDER BY PART NUMBER AND DESCRIPTION

CHECK OR MONEY ORDER FOR THE TOTAL PRICE MUST ACCOMPANY THE ORDER

*** NOT AVAILABLE**

UPDATED 1/01

PRICES ARE IN U.S. DOLLARS