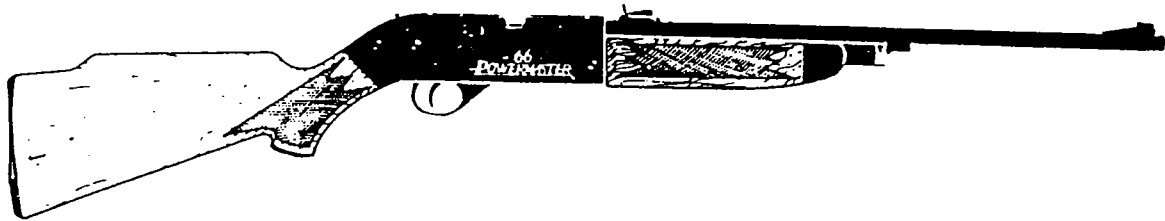




EXPLODED VIEW, PARTS AND PRICE LIST

Model 66C Phase I & II (Hammer Drop)

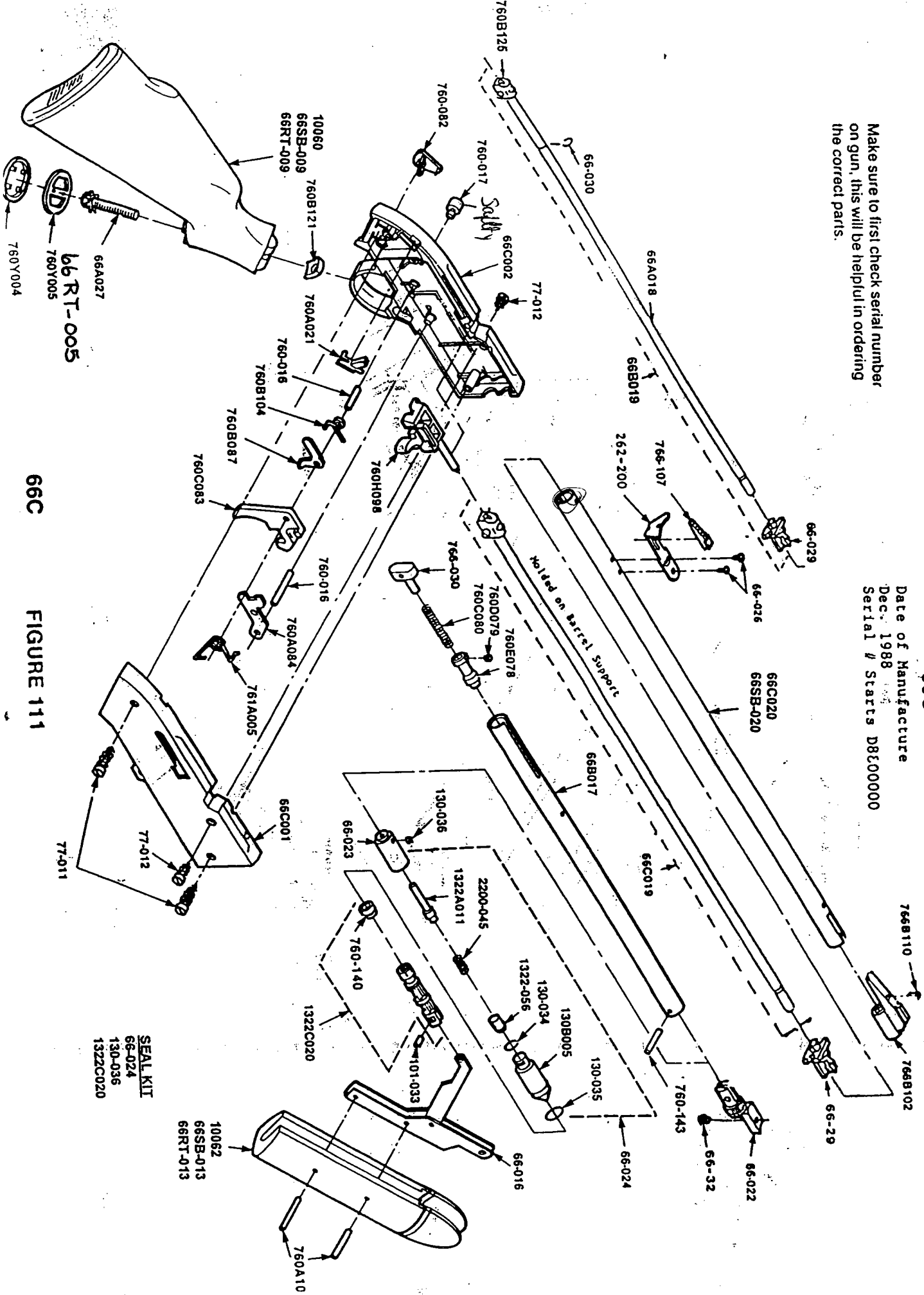


This parts and price list is intended to be an informational guide in ordering Crosman parts. It is not instructional material and we therefore assume no responsibility for those who use same without proper factory training.

Make sure to first check serial number on gun, this will be helpful in ordering the correct parts.

Date of Manufacture
Dec. 1988
Serial # Starts D8f00000

66C



66C

FIGURE 111

Make sure you first check serial number on gun. This will be helpful in ordering the correct parts.

Date of Manufacture
Feb 1983 to Nov 1988

FIGURE 11
66AB

Note Logo On L.H.
Receiver Reads 66AB
Use Figure II

Obsolete
see part II for
66-020

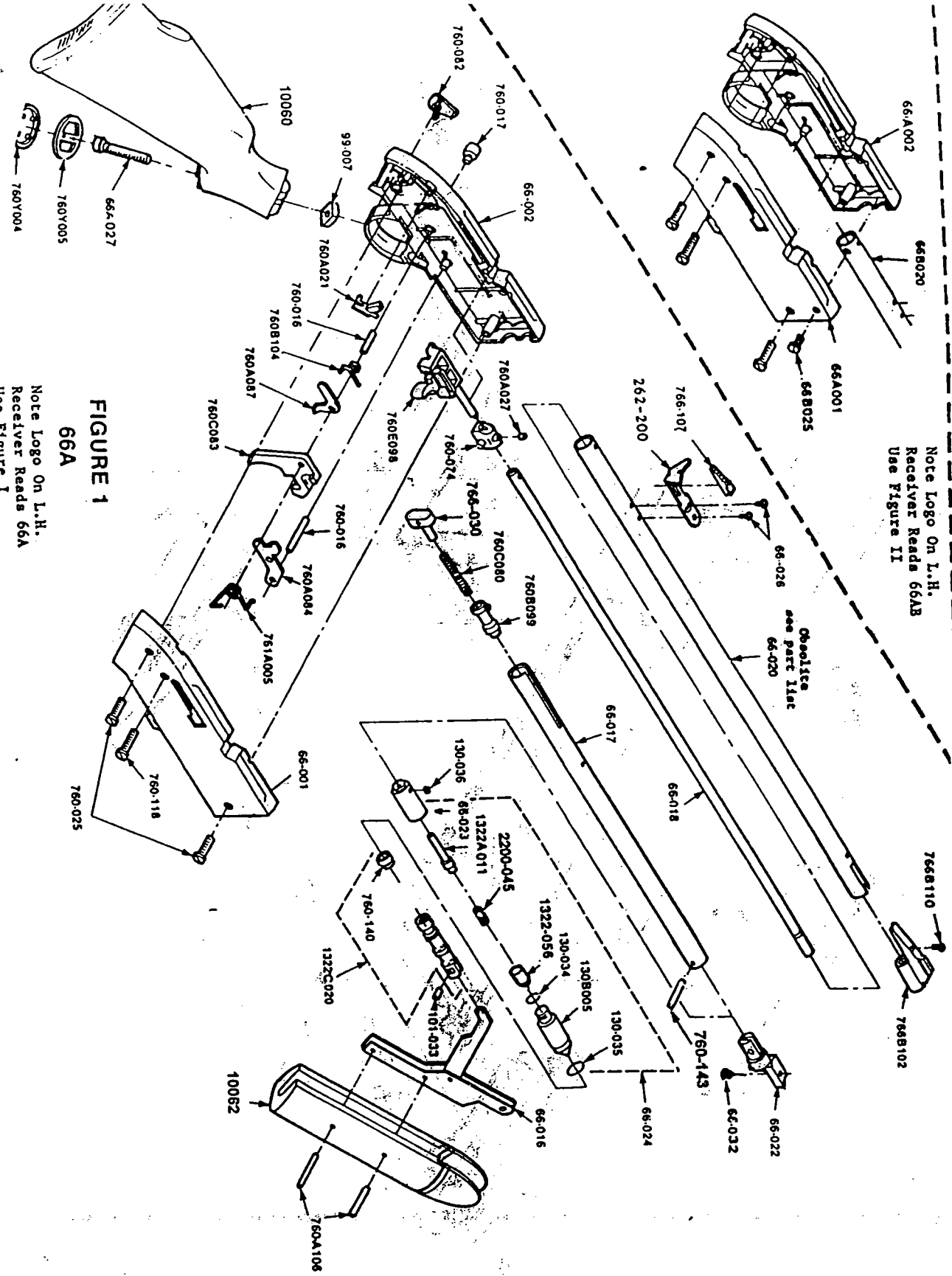


FIGURE 1
66A

Note Logo On L.H.
Receiver Reads 66A
Use Figure I

PARTS & PRICE LIST: MODEL 66 & 66SB

PART NO.	QTY	PART NAME	PRICE	PART NO.	QTY	PART NAME	PRICE
66-001	1	RECEIVER, R.H.	4.10	760Y004	1	GRIP CAP	0.50
68A001	1	RECEIVER, R.H.	5.10	760Y005	1	GRIP CAP SPACER	0.50
68C001	1	RECEIVER, R.H.	1.98	760-016	2	TRIGGER PIVOT PIN	0.50
66-092-	1	RECEIVER, L.H.	3.58	760-017	1	SAFETY	0.50
66A002	1	RECEIVER, L.H.	4.82	760-021	1	BB RETAINER	0.50
66C002	1	RECEIVER, L.H.	1.89	760A021	1	BB RETAINER	0.50
66-016	1	LEVER & LINK ASSY	4.07	760-026	1	RECEIVER SCREW	0.50
66B017	1	PUMP TUBE	3.71	760A027	1	BARREL SET SCREW	0.50
66-018	1	BARREL	2.00	760-074	1	BARREL SUPPORT	0.52
66A018	1	BARREL	2.57	760E078	1	HAMMER	1.01
68B018	1	BARREL ASSEMBLY	4.03	780D079	1	HAMMER PIN	0.50
68C019	1	BARREL ASSEMBLY	5.07	760C080	1	HAMMER SPRING	0.50
66-020	1	BARREL HOUSING	2.78	760-082	1	BB PORT COVER	0.50
68B020	1	BARREL HOUSING	1.82	760C083	1	TRIGGER	0.50
66C020	1	BARREL HOUSING	1.82	780A084	1	SEAR	0.50
66SB-020	1	BARREL HOUSING (SILVER)	4.38	780A087	1	INTERLOCK	0.50
66-022	1	FRONT BARREL GUIDE	5.32	780B087	1	INTERLOCK	0.50
66-023	1	VALVE BODY	0.95	780B088	1	BOLT ASSEMBLY	1.25
66-024	1	VALVE ASSEMBLY	1.38	780B089	1	HAMMER ASSEMBLY	1.18
68B025	1	BBL HSG RECEIVER SCREW	5.22	780B104	1	TRIGGER RETURN SPRING	0.50
66-026	2	REAR SIGHT SCREW	0.50	780A106	2	FORARM PIN	0.50
66A027	1	STOCK SCREW	0.50	760-118	1	RECEIVER SCREW	0.50
66-028	1	BARREL HOUSING PLUG	0.50	780B121	1	STOCK RETAINER PLATE	0.50
66-030	1	BARREL RETAINER	0.50	780B125	1	BARREL SUPPORT	0.50
66-032	1	FRONT BARREL GUIDE SCREW	0.50	780-140	1	PUMP CUP	0.50
77-011	2	RECEIVER SCREW	0.50	760-143	1	LEVER PIVOT PIN	0.50
77-012	2	RECEIVER SCREW	0.50	761A005	1	TRIGGER SPRING	0.50
99-007	1	STOCK NUT	0.50	766-030	1	TUBE PLUG	0.50
101-033	1	PUMP GUIDE PIN	0.50	766B102	1	FRONT SIGHT	0.50
130B005	1	CHECK VALVE BODY	1.52	766B107	1	ELEVATOR	0.50
780-143	1	O-RING	0.50	766B110	1	FRONT SIGHT SCREW	0.50
130-034	1	O-RING	0.50	1322C020	1	VALVE STEM ASSEMBLY	0.82
130-035	1	O-RING	0.50	1322A011	1	PUMP ROD ASSEMBLY	1.08
130-036	1	BREACH GASKET	0.50	1322C020	1	CHECK VALVE	0.50
282-200	1	REAR SIGHT	0.50	2200-045	1	CHECK VALVE SPRING	0.50
10060	1	STOCK ASSEMBLY (BROWN)	9.68	10062	1	FORARM (BROWN)	5.42
68RT-009	1	STOCK ASSEMBLY (CAMO)	28.98	66RT-013	1	FORARM (BLACK)	8.78
66SB-009	2	STOCK ASSEMBLY (BLACK)	9.50	66SB-013	1	FORARM (BLACK)	5.38
66RT-005	1	GRIP CAP SPACER (BLACK)	0.50				

• FACTORY ASSEMBLY ONLY
 PRICES SUBJECT TO CHANGE WITHOUT NOTICE
 PLEASE ORDER BY PART NUMBER AND PART DESCRIPTION. CHECK OR MONEY ORDER
 FOR THE TOTAL PURCHASE MUST ACCOMPANY THE PARTS ORDER.